Dear Parents,

Did you know your school website can be saved as an icon onto your tablets and mobile devices? This will make visiting the school website quicker and easier. We have put together the following instructions to help you do this.

Primary Site
Unique websites for unique schools

How to save the school website as an icon on your iPhone or iPad:

Step 1: Visit the school website on your mobile device



Step 2: Click on the link area to highlight



Step 3: Click the save page icon



Step 4: Click 'Add to home screen'



Step 5: Click 'Add'

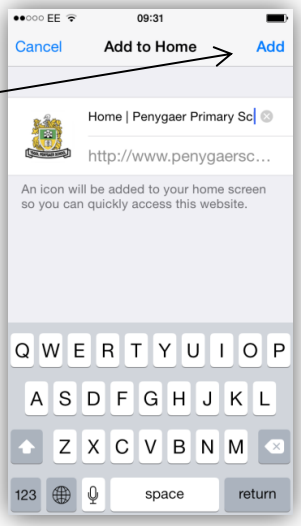

Step 6: The icon will save to your home screen



How to save the school website icon to your home screen on an Android device:

Step 1: Visit the school website on your mobile device



Step 2: Click '…' to expand options



Step 3: Select 'Add to home screen'

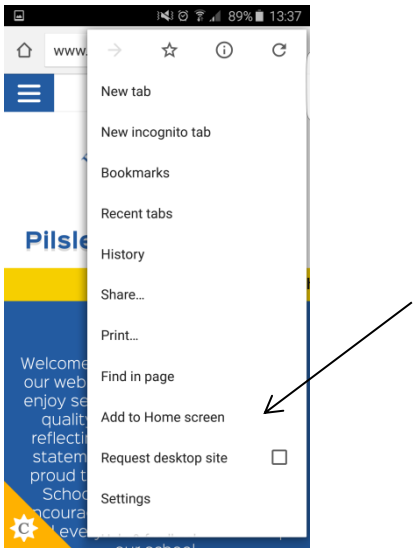

Step 4: Click 'Add'



Step 5: The item will be added to your home screen

